

Bill Cheatham

Traditional arranged by Matt Bruno

Basic
Melody

A A D D

6 A A D E A E A

11 B A D E A A D A E

15 A D E A A D E A

Closed Basic

Musical notation for measures 1-5. Chord diagrams for A and D are shown above the staff. A boxed 'A' is in the first measure. The guitar tablature below the staff shows fret numbers for the bass strings.

Chord diagrams: A (4-finger), A (4-finger), D (4-finger), D (4-finger).

Tablature: 7-4 | .2 4-4 7-2 | 4-2 7-4-2 7-4-2 | 4 5-5 2-4 | 5-4-5-7-5-4-2 7

Musical notation for measures 6-10. Chord diagrams for A, D, E, and A are shown above the staff. A boxed 'B' is in the first measure of this system. The guitar tablature below the staff shows fret numbers for the bass strings.

Chord diagrams: A (4-finger), A (4-finger), D (4-finger), E (4-finger), A (4-finger), E (4-finger), A (4-finger).

Tablature: 2 4-4 7-2 | 4-2 7-4-2 2-4 | 5-4-5-7 2-4-5-2 | 7-4-2-4 7-7-4 | 7-4-2-4 5-2

Musical notation for measures 11-15. Chord diagrams for A, D, E, A, A, D, A, E, A, D are shown above the staff. A boxed 'B' is in the first measure of this system. The guitar tablature below the staff shows fret numbers for the bass strings.

Chord diagrams: A (4-finger), D (4-finger), E (4-finger), A (4-finger), A (4-finger), D (4-finger), A (4-finger), E (4-finger), A (4-finger), D (4-finger).

Tablature: . 7-4-7 5-2 2-5 | 4 4-7-5 5-2 | 7-4-7 5-2 2-5 | 7-4-2 7 2 5-2 | 7-4-7 5-2 2-5

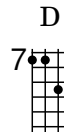
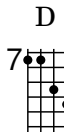
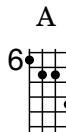
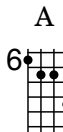
Musical notation for measures 16-20. Chord diagrams for E, A, A, D, E, A, E, A are shown above the staff. A boxed 'B' is in the first measure of this system. The guitar tablature below the staff shows fret numbers for the bass strings.

Chord diagrams: E (4-finger), A (4-finger), A (4-finger), D (4-finger), E (4-finger), A (4-finger), E (4-finger), A (4-finger).

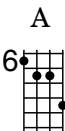
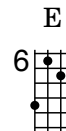
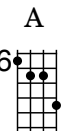
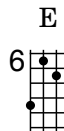
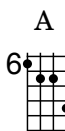
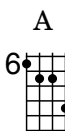
Tablature: 4 7 4-7-5 2-4 | 5-4-5 7 2-4-5-2 | 7-4-2-4 7 5-2 | 7-4-2-4 7 | 7-4-2-4 7

3rd finger start

A

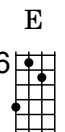
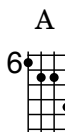
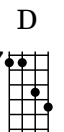
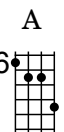
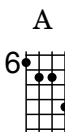
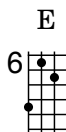
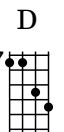
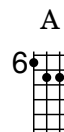


Musical notation for system 1, measures 1-4. Treble clef, key signature of two sharps (F# and C#). Measure 1 starts with a 3rd finger. Bass clef contains fret numbers: 7-4, 4-4, 4-4, 5-5, 4-4, 5-4-5-7-5-4, 9-7.

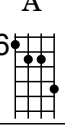
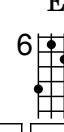
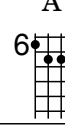
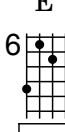
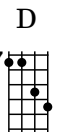
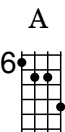
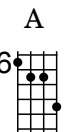
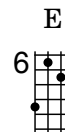
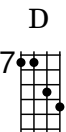
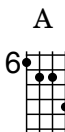


Musical notation for system 2, measures 5-8. Measure 5 starts with a 6th finger. First ending (1.) and second ending (2.) are shown. Bass clef contains fret numbers: 4-4, 7-9, 4-4, 4-4, 5-4-5-7-9, 4-5, 9-7-4, 4-4, 7-4, 7-4, 7-4, 7-4, 5-9.

B



Musical notation for system 3, measures 9-10. Measure 9 starts with an 11th finger. Bass clef contains fret numbers: 7-4-7, 5-9-5-9, 5-4, 7-4-7-5-5, 9-7-4-7, 5-9-5-9, 5-7-4, 9-7-9, 5-9.



Musical notation for system 4, measures 11-14. Measure 11 starts with a 15th finger. First ending (1.) and second ending (2.) are shown. Bass clef contains fret numbers: 7-4-7, 5-9-5-9, 5-4, 7-4-7-5-4, 5-4-5, 7-9, 4-5, 9-7-4, 4-4, 5-9, 7-4, 4-4, 7-4, 4-4, 9-7.

2nd finger start

A

Chord diagrams: A (4th fret), A (4th fret), D (4th fret), D (7th fret).

Measures 5-8. Includes guitar chord diagrams for A, A, D, E, A, E, A. The bass line shows fret numbers: 9-11-11-7-9, 11-9-7-11-9-7-9-11, 5-11-5-7-9-11-5-9, 7-11-9-11-7-7-11, 7-11-9-11-7-5-9.

First ending (1.) and second ending (2.) are indicated.

B

Measures 9-10. Includes guitar chord diagrams for A, D, E, A, A, D, A, E. The bass line shows fret numbers: 7-11-7-5-9-5-9-5, 11-7-11-7-5-5-9, 7-11-7-5-9-5-9-5, 7-11-9-7-9-5-9.

Measures 11-14. Includes guitar chord diagrams for A, D, E, A, A, D, E, A, E, A. The bass line shows fret numbers: 7-11-7-5-9-5-9-5, 11-7-11-7-5-9-11-5-5-7-9-11-5-9, 7-11-9-11-7-7-11-9-11-7-5-9, 7-11-9-11-7-5-9.

First ending (1.) and second ending (2.) are indicated.

1st finger start

A

1

TAB: 7-11 | 9-11-11-7-9 | 11-9-7-11-9-7 | 11-9-11 | 12-12-9-11 | 12-11-12-7 | 12-11-9-7

6

1. 2.

TAB: 9-11-11-7-9 | 11-9-7-11-9-7-9-11 | 12-11-12 | 7-9-11-12-9 | 7-11-9-11-7-7 | 11-9-11-7 | 12-9

B

11

TAB: 7-11-7-12-9 | 9-12-11-7-11-7-12-12-9 | 7-11-7-12-9 | 9-12-7-11-9-7-9 | 12-9

15

1. 2.

TAB: 7-11-7-12-9 | 9-12-11-7-11-7-12-9-11 | 12-11-12-7-9-11-12-9 | 7-11-9-11-7 | 12-9-7-11-9-11-7

Exercises

Scales for each Starting position

Pinky Practices

Keeping Fingers down

Closed Position 1

Closed Position 2

Closed Position 3

Closed Position 4

3rd finger start 1