

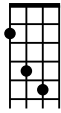
Soldier's Joy

Arranged By Matt Bruno

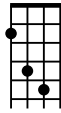
Simplified
Melody

A

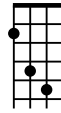
D



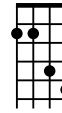
D



D

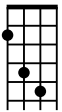


A

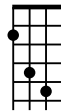


System 1: Musical notation for measures 1-4. Treble clef, key signature of one sharp (F#), 4/4 time. The melody consists of quarter and eighth notes. The bass line is shown with fret numbers: 5-2, 0-4-0-4, 0-4-0-4, 0-5-5-5-2, 0-4-0-4, 0-4-0-4, 5-2-2-4-5.

D



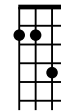
D



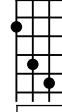
D



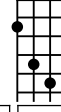
A



D



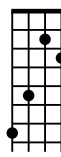
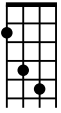
D



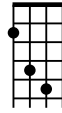
System 2: Musical notation for measures 5-8. Treble clef, key signature of one sharp (F#), 4/4 time. The melody continues with quarter and eighth notes. The bass line is shown with fret numbers: 0-4-0-4, 0-4-0-4, 0-5-5-5-0, 2-5-2-5-0-3-0, 4-5-5-4-5-5-2, 5-5-5-5.

G

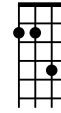
D



D



A

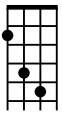


B

System 3: Musical notation for measures 9-12. Treble clef, key signature of one sharp (F#), 4/4 time. The melody continues with quarter and eighth notes. The bass line is shown with fret numbers: 5-4-5, 0-2-3-5-2, 0-2-3, 5-4-5, 0-2-3-5-2, 0-2-0, 5-4-0-2-4.

G

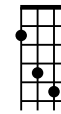
D



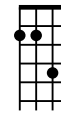
G



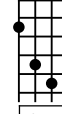
D



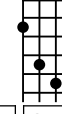
A



D



D

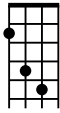


System 4: Musical notation for measures 13-16. Treble clef, key signature of one sharp (F#), 4/4 time. The melody concludes with quarter and eighth notes. The bass line is shown with fret numbers: 5-4-5, 0-2-3-5-2, 0-2-3, 2-5-2-5-0-3-0, 4-5-5-5-5, 5-5-5-5-5-2.

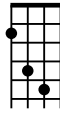
Soldier's Joy

Main Melody **A**

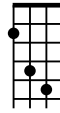
D



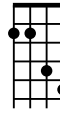
D



D

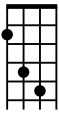


A

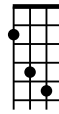


Musical notation for the first system, measures 1-4. The treble clef staff shows the melody with a key signature of one sharp (F#). The bass clef staff shows the guitar tablature. Measure 1 starts with a double bar line and a repeat sign. Measure 4 ends with a repeat sign.

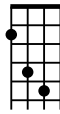
D



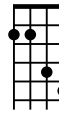
D



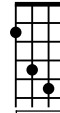
D



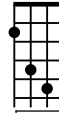
A



D



D

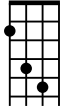


B

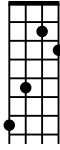
Musical notation for the second system, measures 5-8. Measure 5 starts with a double bar line and a repeat sign. Measure 8 ends with a double bar line and a repeat sign. First and second endings are indicated with '1.' and '2.' above the staff.

B

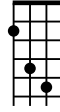
D



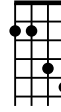
G



D



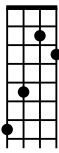
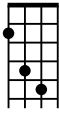
A



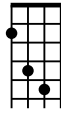
Musical notation for the third system, measures 9-12. Measure 9 starts with a double bar line and a repeat sign. Measure 12 ends with a double bar line and a repeat sign.

G

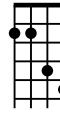
D



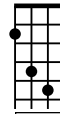
D



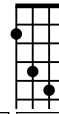
A



D



D



Musical notation for the fourth system, measures 13-16. Measure 13 starts with a double bar line and a repeat sign. Measure 16 ends with a double bar line and a repeat sign. First and second endings are indicated with '1.' and '2.' above the staff.

Soldier's Joy

3

Closed **A**

4 4 4 4

5 9 | . 7-4 7-4-7-4 7-4 7-5-4-5-5 9 | 7-4 7-4-7-4 7-4 5-9-7-9 4-5

5 4 4 4 4 4

7-4 7-4-7-4 7-4 7-5-4-5-5-7 9-5-9-5-7 3-7-4 5-5-4-5-5-9 | 5-5-5-5-5-7

1. 2.

B

4 4 4 4

9-5-9-5-9 5-3 9 7-4-7-4-7-9 3-7 9-5-9-5-9 5-3 9 7-5-4 9-7 5-7

4 4 4 4 4 4

9-5-9-5-9 5-3 9 7-4-7-4-7-9 3-7 9-5-9-5-7 3-7-4 5-5-5-5-5-7 | 5-5-5-5-5-9

1. 2.